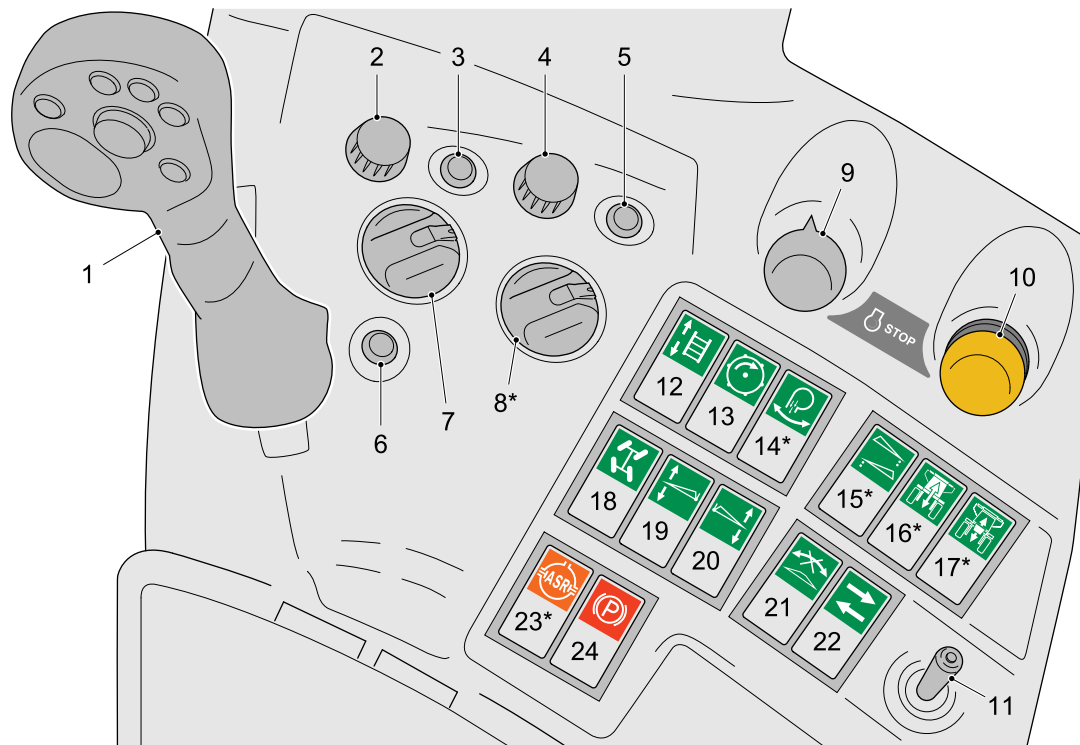
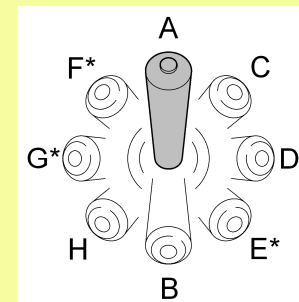


Condor 2012-15

CONTROL PANEL



Spray boom joystick



- A UP
- B DOWN
- C Part 1+2 OUT
- D * Part 3 OUT
- E * Part 4 OUT
- F * Part 4 IN
- G * Part 3 IN
- H Part 1+2 IN

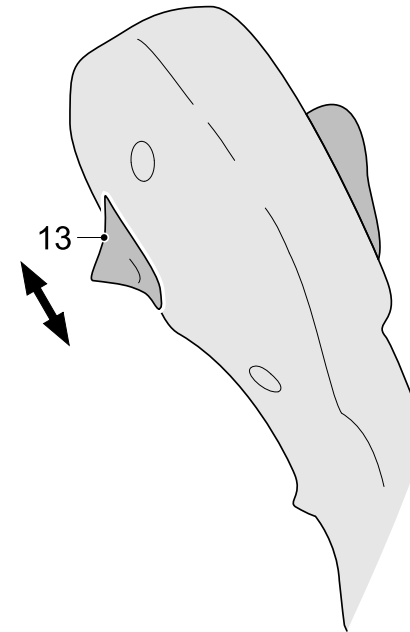
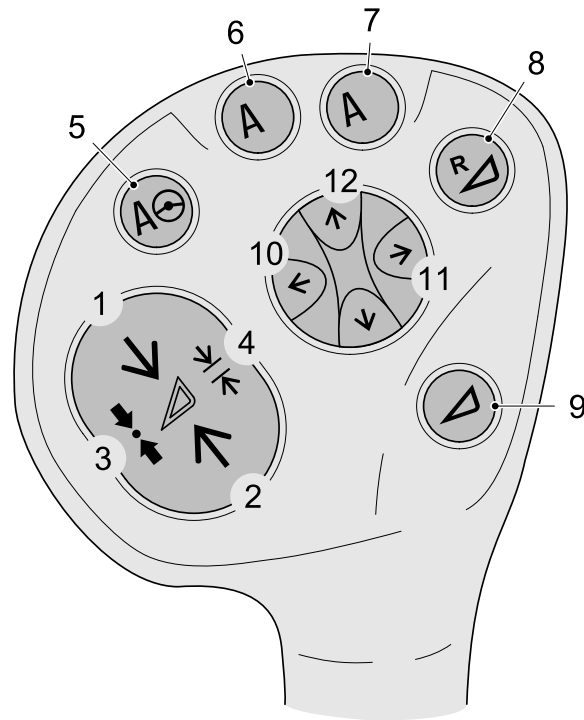
* Option

- | | | | |
|-------------------------|------------------------|------------------------|--------------------------------|
| 1 Control handle | 7 Water pressure | 13 Water pump ON / OFF | 19 Spray boom left UP / DOWN |
| 2 Sections left | 8* HTA air pressure | 14* Airflow direction | 20 Spray boom right UP / DOWN |
| 3 Centre section | 9 Manual engine speed | 15* Foam marker | 21 Spray boom balancing |
| 4 Sections right | 10 Emergency stop | 16* Machine height | 22 Independent boom parts fold |
| 5 - | 11 Spray boom joystick | 17* Lifting device | 23* ASR ON / OFF |
| 6 Road / field mode H/L | 12 Ladder UP / DOWN | 18 Steering modes | 24 Parking brake ON / OFF |



Condor 2012-15

CONTROL HANDLE



- 1 Spray boom DOWN slow / fast
- 2 Spray boom UP slow / fast
- 3 Balance correction - left DOWN
- 4 Balance correction - rightDOWN
- 5 Auto-steering ON / OFF

- 6 Speed control ON / OFF - slower
- 7 Speed control ON / OFF - faster
- 8 Balance corrections
- 9 Spraying ON / OFF
- 10 Rear-wheel steering

- 11 Rear-wheel steering
- 12 -
- 13 -

